The Reliable VRLA
Battery Manufacturer Since 2003

SuZhou office
Jiangsu Jiuhua Energy Technology Co., Ltd
Add：Rm E101-13,No.1355,Jinji Lake Avenue,
Suzhou,Jiangsu 215021,China
Tel：86-512-67626843
Fax：86-512-69320132
Email：info@jiuhuabattery.com
Web：www.jiuhuabattery.com

Jiangsu Factory
Jiangsu Jiuhua Energy Technology Co., Ltd
Add：No.3,Huaxing Road,Jintan,Jiangsu,China

Fujian Factory
Jiuhua battery (Fujian) Co. Ltd
Add：No.1,Industrial Zone,Road Six, Fu'an city,
Fujian,China

THE RELIABLE VRLA BATTERY
MANUFACTURER
SINCE 2003

Jiangsu Jiuhua Energy Technology Co., Ltd

COMPANY PROFILE

Jiangsu Jiuhua Energy Technology Co., Ltd (Jiuhua) was established in 2003 as a manufacturer and exporter of VRLA battery. The company produces batteries with standard voltage 2V,4V,6V,12V and capacity from 0.8AH to 3000AH which are classified into AGM Battery,Gel Battery, Flooded OPzS Battery and Motorcycle Battery.

Jiuhua has three production factories located in Fujian, Jiangsu, Anhui in China. It covers an area of nearly 23,000 square meters, with 11 battery production lines and corresponding testing machines, as well as 2 research and development centers in Jiangsu and Anhui.

Jiuhua is committed to keep reliable quality of battery, provide great service and solution to meet customer's needs. With the continuous innovation and pursuit of perfection, Jiuhua has own professional Quality Management System since established. We have successfully got the certificates of ISO9001 quality management system, ISO14001 environment management system, and passed the audit of OHSAS18001. Also, Jiuhua has received various product quality recognition, like UK's IEC, CE authentication of the European Union.

So far, Jiuhua has been exporting batteries to more than 30 countries throughout North America, South America, Europe, East South, Africa and so on. With 13 years developing, Jiuhua has already become one of the specialized enterprises with certain reputation in the field of New Energy for power solution in China.

ENTERPRISE CULTURE

OUR CORE VALUES

Customer success
Continuously innovation
Environment protection
Hard work Teamwork
Self-assessment Take ownership

VISION

Green energy,green world

Mission

Provide reliable battery solution for renewable energy

TECHNICAL &SUPPORT

Research&Development

We are proud to introduce our R&D centers located in Jiangsu and Anhui which consists of more than 20 engineers, including four senior engineers, who have over ten years experience in battery industry. With excellent engineers and up-to-date laboratory, we are able to grow constantly and supply reliable energy product for our customers.

Quality Warranty

12 months for small sized batteries (under 33Ah);
24 months for small sized batteries (33Ah-250Ah);
3 years for large sized batteries (above 250Ah);

HONORARY CERTIFICATE

Our company is certified by ISO9001,ISO14001,ISO18001,CE and IEC;
Our batteries are conform with IEC 60896 standard.

General VRLA AGM Battery

- Voltage: 6V, 12V
- Capacity: 0.8AH to 250AH
- Designed floating service life:
  5~10 Years (Designed floating service life at 20℃/ 68°F)

General Features

- Nonspillable
- Sealed and Maintenance-free Operation
- Low Self-discharge rate
- Long Shelf Life
- Computer-aided Design and Manufacturing
- Wide operating temperature range from -15 ℃ to 50℃

Construction

- Positive plate- Standard Pb-Ca-Sn alloy
- Negative plate- Balanced Pb-Ca grid for improved recombination efficiency
- Separator-AGM separator
- Electrolyte-Dilute high purity sulphuric acid
- Battery container and cover-ABS
- Pillar seal -100% factory tested, proven two layers epoxy resin seal
- Relief valve- Self sealing rubber cap valve with proven reliability

Typical Applications

- Alarm System
- Cable Television
- Communication Equipment
- Control Equipment
- Security System
- Medical Equipment
- UPS power supply

General Technical Specifications

Model	Nominal Voltage (V)	Capacity (Ah)	Dimensions								Weight (+-3%)	
			Length		Width		Height		Total Height			
			mm	in	mm	in	mm	in	mm	in	kg	lb
3FM1.3	6	1.3	97	3.82	24	0.94	52	2.05	56	2.20	0.29	0.64
3FM3.2	6	3.2	125	4.92	33	1.30	61	2.40	66	2.60	0.63	1.39
3FM4	6	4	70	2.76	47	1.85	100	3.94	104	4.09	0.67	1.48
3FM4.5	6	4.5	70	2.76	47	1.85	100	3.94	104	4.09	0.72	1.59
3FM5	6	5	70	2.76	47	1.85	100	3.94	104	4.09	0.78	1.72
3FM7	6	7	151	5.94	35	1.38	94	3.70	98	3.86	1.1	2.43
3FM7.5	6	7.5	151	5.94	35	1.38	94	3.70	98	3.86	1.2	2.65
3FM8	6	8	151	5.94	34	1.34	94	3.70	99	3.90	1.3	2.87
3FM10	6	10	151	5.94	50	1.97	94	3.70	99	3.90	1.6	3.53
3FM12	6	12	151	5.94	50	1.97	94	3.70	99	3.90	1.85	4.08
6FM0.8	12	0.8	96	3.78	25	0.98	62	2.44	66	2.60	0.34	0.75
6FM1.3	12	1.3	97	3.82	43	1.69	52	2.05	57	2.24	0.56	1.23

General Technical Specifications

Model	Nominal Voltage (V)	Capacity (Ah)	Dimensions								Weight (+-3%)	
			Length		Width		Height		Total Height			
			mm	in	mm	in	mm	in	mm	in	kg	lb
6FM2.2	12	2.2	178	7.01	35	1.38	61	2.40	65	2.56	0.8	1.76
6FM3.3	12	3.3	134	5.28	67	2.64	60.7	2.39	62	2.44	1.4	3.08
6FM4	12	4	90	3.54	70	2.76	101	3.98	105	4.13	1.38	3.04
6FM4.5	12	4.5	90	3.54	70	2.76	101	3.98	105	4.13	1.42	3.13
6FM5	12	5	90	3.54	70	2.76	101	3.98	105	4.13	1.52	3.35
6FM5	12	5	151	5.94	49	1.93	102	4.02	107	4.21	1.8	3.97
6FM7	12	7	151	5.94	66	2.60	94	3.70	99	3.90	2.05	4.52
6FM7.2	12	7.2	151	5.94	66	2.60	96	3.78	100	3.94	2.2	4.85
6FM7.5	12	7.5	151	5.94	66	2.60	96	3.78	100	3.94	2.35	5.18
6FM8	12	8	151	5.94	66	2.60	96	3.78	100	3.94	2.55	5.62
6FM9	12	9	151	5.94	66	2.60	96	3.78	100	3.94	2.7	5.95
6FM9	12	9	151	5.94	66	2.60	110	4.33	115	4.53	2.8	6.17
6FM10	12	10	151	5.94	66	2.60	110	4.33	115	4.53	3	6.61
6FM10	12	10	151	5.94	98	3.86	95	3.74	100	3.94	3.5	7.72
6FM12	12	12	151	5.94	98	3.86	95	3.74	100	3.94	3.8	8.38
6FM14	12	14	151	5.94	98	3.86	95	3.74	100	3.94	4.05	8.93
6FM17	12	17	181	7.13	76	2.99	167	6.57	167	6.57	5.1	11.24
6FM18	12	18	181	7.13	76	2.99	167	6.57	167	6.57	5.4	11.90
6FM20	12	20	181	7.13	76	2.99	167	6.57	167	6.57	5.8	12.79
6FM22	12	22	181	7.13	76	2.99	167	6.57	167	6.57	6.1	13.45
6FM24	12	24	175	6.89	165	6.50	125	4.92	125	4.92	7.2	15.87
6FM24	12	24	175	6.89	165	6.50	125	4.92	125	4.92	8.1	17.86
6FM26	12	26	165	6.50	125	4.92	175	6.89	180	7.09	8	17.64
6FM28	12	28	165	6.50	125	4.92	175	6.89	180	7.09	8.2	18.08
6FM33	12	33	196	7.72	130	5.12	157	6.18	200	7.87	10.2	22.49
6FM38	12	38	197	7.76	165	6.50	175	6.89	175	6.89	12.2	26.89
6FM45	12	45	197	7.76	165	6.50	175	6.89	175	6.89	13.2	29.10
6FM50	12	50	228	8.98	137	5.39	207	8.15	213	8.39	15.5	34.17
6FM55	12	55	228	8.98	137	5.39	207	8.15	213	8.39	16.5	36.38
6FM60	12	60	235	9.25	150	5.90	178	7.01	178	7.01	16.4	36.16
6FM60	12	60	350	13.78	166	6.54	175	6.89	175	6.89	18	39.68
6FM65	12	65	350	13.78	166	6.54	175	6.89	175	6.89	19.5	42.99
6FM70	12	70	260	10.24	168	6.61	210	8.27	215	8.46	21	46.30
6FM75	12	75	260	10.24	168	6.61	210	8.27	215	8.46	22	48.50
6FM80	12	80	330	12.99	171	6.73	217	8.54	220	8.66	27	59.52
6FM90	12	90	330	12.99	171	6.73	217	8.54	220	8.66	28	61.73
6FM100	12	100	330	12.99	171	6.73	217	8.54	220	8.66	29.5	65.04
6FM120	12	120	412	16.22	173	6.81	237	9.33	237	9.33	35	77.16
6FM150	12	150	484	19.06	170	6.69	241	9.49	241	9.49	42.5	93.69
6FM200	12	200	522	20.55	240	9.45	219	8.62	225	8.86	59.5	131.17
6FM220	12	220	522	20.55	260	10.24	220	8.66	225	8.86	64	141.09
6FM250	12	250	522	20.55	260	10.24	220	8.66	225	8.86	69	152.12
3FM250	6	250	260	10.24	180	7.09	275	10.83	275	10.83	35	77.16

OFF GRID DC SOLAR SYSTEM

General Information

Jiuhua Off grid Solar Systems are completely independent from any electric utility grid. They are most often used in remote areas where electricity is not available or where the connection fees of the grid are higher than the cost of an alternative energy system. Standalone solar systems (also known as autonomous, or off grid systems) are used to collect and store solar energy to be used by household appliances or portable devices, such as laptop, phone, LED lightbulb, Electric fan or similar DC appliances.

DC Solar Systems are the perfect choice for remote rural or villages to provide continuous reliable power.

Features&advantage

- Battery power indication,turn on/off button, Pannel LED, Lights can display charging and discharging status.
- Multiple DC output interface to achieve multiple purposes
- Over charged, over discharged, overloaded protection with unique electronic short circuit protection and anti-reverse protection.
- Portable usage, simple and convenient use OEM/ODM available

Application

- Home lighting/House lighting. It's used to provide electricity for lamps, laptops, mobile phones, fans etc
- Outdoor activities, Camping,adventure activity
- Remote area,Village,Country area, commercial, factory emergency etc

Output Characteristic

- 5V USB port
- 12V port
- Can charge laptop,LCD,LED etc

General Techincal Specification

Model	Battery	Output Specification	Size (mm)	Net weight (kg)
JHP-6FM7	12V7AH	One 5V USB,three 12V output,one charging interface	151*66*122	2.3
JHP-6FM10	12V10AH	Two 5V USB,three 12V output, one charging interface	151*100*125	3.6
JHP-6FM12	12V12AH	Two 5V USB,three 12V output,one charging interface	151*100*125	3.9
JHP-6FM17	12V17AH	Two 5V USB,three 12V output,one charging interface	181*77*198	5.2
JHP-6FM20	12V20AH	Two 5V USB,three 12V output, one charging interface	181*77*198	6.8
JHP-6FM38	12V38AH	Two 5V USB,three 12V output,one charging interface	198*165*187	12.3

Deep Cycle VRLA Battery

- Voltage: 12V
- Capacity: from 20Ah to 250Ah.
- Designed floating service life: 12 Years (Designed floating service life at 20°C / 68°F)

General Features

- Nonspillable
- Sealed and Maintenance-free Operation
- Low Self-discharge rate
- Long Shelf Life
- Computer-aided Design and Manufacturing
- Wide operating temperature range from -20 °C to 55°C
- Very good deep cycle performance: up to 500 cycles at 80% DOD Excellent deep discharge recovery capability

Typical Applications

- Electric powered vehicles
- Golf cars and buggies
- Power tools, lawn mowers, vacuum cleaners
- Electric Powered Toys
- Solar Power system

General Technical Specifications

Model	Nominal Voltage (V)	Capacity (Ah)	Dimensions								Weight (+-3%)	
			Length		Width		Height		Total Height			
			mm	in	mm	in	mm	in	mm	in	kg	lb
DC12-20	12	20	181	7.13	76	2.99	167	6.57	167	6.57	5.8	12.79
DC12-22	12	22	181	7.13	76	2.99	167	6.57	167	6.57	6.1	13.45
DC12-24	12	24	175	6.89	165	6.50	125	4.92	125	4.92	7.2	15.87
DC12-24	12	24	175	6.89	165	6.50	125	4.92	125	4.92	8.1	17.86
DC12-26	12	26	165	6.50	125	4.92	175	6.89	180	7.09	8	17.64
DC12-28	12	28	165	6.50	125	4.92	175	6.89	180	7.09	8.2	18.08
DC12-33	12	33	196	7.72	130	5.12	157	6.18	200	7.87	10.2	22.49
DC12-38	12	38	197	7.76	165	6.50	175	6.89	175	6.89	12.2	26.89
DC12-45	12	45	197	7.76	165	6.50	175	6.89	175	6.89	13.2	29.10
DC12-50	12	50	228	8.98	137	5.39	207	8.15	213	8.39	15.5	34.17
DC12-55	12	55	228	8.98	137	5.39	207	8.15	213	8.39	16.5	36.38
DC12-60	12	60	235	9.25	150	5.90	178	7.01	178	7.01	16.4	36.16
DC12-60	12	60	350	13.78	166	6.54	175	6.89	175	6.89	18	39.68
DC12-65	12	65	350	13.78	166	6.54	175	6.89	175	6.89	19.5	42.99
DC12-70	12	70	260	10.24	168	6.61	210	8.27	215	8.46	21	46.30
DC12-75	12	75	260	10.24	168	6.61	210	8.27	215	8.46	22	48.50
DC12-80	12	80	330	12.99	171	6.73	217	8.54	220	8.66	27	59.52
DC12-90	12	90	330	12.99	171	6.73	217	8.54	220	8.66	28	61.73
DC12-100	12	100	330	12.99	171	6.73	217	8.54	220	8.66	29.5	65.04
DC12-120	12	120	412	16.22	173	6.81	237	9.33	237	9.33	35	77.16
DC12-150	12	150	484	19.06	170	6.69	241	9.49	241	9.49	42.5	93.69
DC12-200	12	200	522	20.55	240	9.45	219	8.62	225	8.86	59.5	131.17
DC12-220	12	220	522	20.55	260	10.24	220	8.66	225	8.86	64	141.09
DC12-250	12	250	522	20.55	260	10.24	220	8.66	225	8.86	69	152.12
DC6-250	6	250	260	10.24	180	7.09	275	10.83	275	10.83	35	77.16

2V Long Life VRLA Battery

- Voltage: 2V
- Capacity: From 100Ah to 3000Ah
- Designed floating service life: 20 years @ 20 °C / 68 °F

General Features

- Nonspillable
- Sealed and Maintenance-free Operation
- Low Self-discharge rate
- Long Service Life (6 months at 25°C)
- Tank-formed Plates
- Computer-aided Design and Manufacturing
- Wide operating temperature range from -15°C to 55°C
- High integrity, dual pillar seal design
- Low float current designed paste enables significant electrical cost saving
- High gas recombination efficiency as high as 99.9%

Construction

- Positive plate-Thick high Sn low Ca grid to resist corrosion and prolong life
- Negative plate -Balanced Pb-Ca grid for improved recombination efficiency
- Separator - Advanced AGM separator for ultra low float current
- Electrolyte -Dilute high purity sulphuric acid
- Battery container and cover -ABS
- Pillar seal- 100% factory tested, proven two layers epoxy resin seal
- Relief valve-Complete with integrated flame arrestor

Typical Applications

- Telecom
- Electric Utilities
- Control Equipments
- Security Systems
- Medical Equipments
- UPS systems
- Railroad Utilities
- Photovoltaic Systems
- Renewable Energy Systems

General Technical Specifications

Model	Nominal Voltage (V)	Capacity (Ah)	Dimensions								Weight (+-3%)	
			Length		Width		Height		Total Height			
			mm	in	mm	in	mm	in	mm	in	kg	lb
FM100	2	100	171	6.73	72	2.83	205	8.07	227	8.93	5.6	12.35
FM200	2	200	172	6.77	111	4.37	338	13.31	365	14.37	13	28.66
FM300	2	300	172	6.77	151	5.94	340	13.39	365	14.37	18	39.68
FM400	2	400	175	6.89	211	8.31	336	13.23	365	14.37	25	55.11
FM500	2	500	240	9.45	173	6.81	338	13.31	365	14.37	28	61.73
FM600	2	600	302	11.89	175	6.89	340	13.39	365	14.37	35	77.16
FM800	2	800	410	16.14	176	6.93	340	13.39	365	14.37	48	105.82
FM1000	2	1000	475	18.70	175	6.89	338	13.31	365	14.37	62	136.69
FM1500	2	1500	401	15.79	351	13.81	342	13.46	369	14.52	96	211.65
FM2000	2	2000	491	19.33	351	13.81	345	13.58	385	15.16	123	271.17
FM3000	2	3000	712	28.03	355	13.98	341	13.43	385	15.16	180	396.83

Front Access VRLA Battery

- Voltage: 12V
- Capacity: From 50Ah to 200Ah
- Designed floating service life: 12 years @ 20 °C/68 °F

General Features

- Nonspillable
- Sealed and Maintenance-free Operation
- Low Self-discharge rate
- Computer-aided Design and Manufacturing
- Wide operating temperature range from -15°C to 55°C
- Advanced paste formula with increased recharge efficiency
- Front access terminal with standard width for 19" and 23" ETSI racks
- 30% decreased float current lead to excellent high temperature resistance
- Excellent deep discharge recovery capability

Typical Applications

- Telecom
- Control Equipments
- UPS systems
- Communication Equipments
- Medical Equipments
- Emergency Power Systems

Construction

- Positive plate - Thick high Sn low Ca grid minimize corrosion and prolong life
- Negative plate- Balanced Pb- Ca grid for improved recombination efficiency
- Separator - Advanced AGM separator for ultra low float current
- Electrolyte - Dilute high purity sulphuric acid
- Battery container and cover- ABS
- Pillar seal - 100% factory tested, proven two layers epoxy resin seal
- Relief valve - Complete with integrated flame arrestor

General Technical Specifications

Model	Nominal Voltage (V)	Capacity (Ah)	Dimensions								Weight (+-3%)	
			Length		Width		Height		Total Height			
			mm	in	mm	in	mm	in	mm	in	kg	lb
FA12-50	12	50	277	10.9	106	4.17	222	8.74	222	8.74	17.5	38.58
FA12-70	12	70	564	22.0	114	4.49	187	7.36	188	7.40	25	55.11
FA12-100	12	100	508	20	110	4.33	225	8.85	239	9.40	31	68.34
FA12-100	12	100	394	15.51	110	4.33	285	11.22	285	11.22	32	70.54
FA12-120	12	120	551	21.69	110	4.33	239	9.41	239	9.41	36	79.36
FA12-150	12	150	551	21.69	110	4.33	287	11.29	287	11.29	45	99.2
FA12-180	12	180	560	22.04	126	4.96	320	12.59	320	12.59	54	119.04

AGM GEL Solar VRLA Battery

- Voltage: 6V, 12V
- Capacity: From 20 Ah to 250Ah
- Designed floating service life: 12 years at 20 °C/68 °F.

General Features

- Nonspillable
- Sealed and Maintenance-free Operation
- Low Self-discharge rate
- Long Service Life(9 months at 25°C)
- Computer-aided Design and Manufacturing
- Wide operating temperature range from -20 °C to 55°C
- Up to 5 years design life at renewable energy applications according to IEC61427
- Nano gel electrolyte eliminate the acid stratification and prolong cycle life
- Excellent deep discharge recovery capability

Typical Applications

- Photovoltaic systems
- Renewable Energy Systems
- Electric Utilities
- Outdoor control Equipments
- Railroad Utilities

General Technical Specifications

Model	Nominal Voltage (V)	Capacity (Ah)	Dimensions								Weight (+-3%)	
			Length		Width		Height		Total Height			
			mm	in	mm	in	mm	in	mm	in	kg	lb
6FM20G	12	20	181	7.13	76	2.99	167	6.57	167	6.57	5.8	12.79
6FM22G	12	22	181	7.13	76	2.99	167	6.57	167	6.57	6.1	13.45
6FM24G	12	24	175	6.89	165	6.50	125	4.92	125	4.92	7.2	15.87
6FM24G	12	24	175	6.89	165	6.50	125	4.92	125	4.92	8.1	17.86
6FM26G	12	26	165	6.50	125	4.92	175	6.89	180	7.09	8	17.64
6FM28G	12	28	165	6.50	125	4.92	175	6.89	180	7.09	8.2	18.08
6FM33G	12	33	196	7.72	130	5.12	157	6.18	200	7.87	10.2	22.49
6FM38G	12	38	197	7.76	165	6.50	175	6.89	175	6.89	12.2	26.89
6FM45G	12	45	197	7.76	165	6.50	175	6.89	175	6.89	13.2	29.10
6FM50G	12	50	228	8.98	137	5.39	207	8.15	213	8.39	15.5	34.17
6FM55G	12	55	228	8.98	137	5.39	207	8.15	213	8.39	16.5	36.38
6FM60G	12	60	235	9.25	150	5.90	178	7.01	178	7.01	16.4	36.16
6FM60G	12	60	350	13.78	166	6.54	175	6.89	175	6.89	18	39.68
6FM65G	12	65	350	13.78	166	6.54	175	6.89	175	6.89	19.5	42.99
6FM70G	12	70	260	10.24	168	6.61	210	8.27	215	8.46	21	46.30
6FM75G	12	75	260	10.24	168	6.61	210	8.27	215	8.46	22	48.50
6FM80G	12	80	330	12.99	171	6.73	217	8.54	220	8.66	27	59.52
6FM90G	12	90	330	12.99	171	6.73	217	8.54	220	8.66	28	61.73
6FM100G	12	100	330	12.99	171	6.73	217	8.54	220	8.66	29.5	65.04
6FM120G	12	120	412	16.22	173	6.81	237	9.33	237	9.33	35	77.16
6FM150G	12	150	484	19.06	170	6.69	241	9.49	241	9.49	42.5	93.69
6FM200G	12	200	522	20.55	240	9.45	219	8.62	225	8.86	59.5	131.17
6FM220G	12	220	522	20.55	260	10.24	220	8.66	225	8.86	64	141.09
6FM250G	12	250	522	20.55	260	10.24	220	8.66	225	8.86	69	152.12
3FM250G	6	250	260	10.23	180	7.08	275	10.82	275	10.82	35	77.16

EV VRLA Battery

- Voltage: 6V, 12V
- Capacity: From 50Ah to 200Ah
- Designed floating service life: 12 years at 20 °C/68 °F

General Features

- Nonspillable
- Sealed and Maintenance-free Operation
- Computer-aided Design and Manufacturing
- Wide operating temperature range from -20 °C to 55°C
- Very good deep cycle performance: up to 400~500 cycles at 100% DOD
- High power with high discharge voltage
- High capacity design,with higher energy density
- Lower self-discharge rate,better storage capability
- Terminals with high conductivity and strength design to present high current discharging capability

Typical Applications

- Scooters
- Golf Cars
- Electric sweeper car
- Electric Vehicles
- Wheelchairs
- Electric resort car

General Technical Specifications

Model	Nominal Voltage (V)	Capacity (Ah)	Dimensions								Weight (+-3%)	
			Length		Width		Height		Total Height			
			mm	in	mm	in	mm	in	mm	in	kg	lb
EV6-200	6	200	260	10.24	180	7.09	270	10.63	275	10.83	35.5	78.26
EV8-150	8	150	260	10.24	180	7.09	279	10.98	281	11.06	36.5	80.47
EV12-80	12	80	261	10.28	170	6.69	211	8.31	221	8.70	27.2	59.97
EV12-100	12	100	330	12.99	170	6.69	213	8.39	222	8.74	33.5	73.85
EV12-120	12	120	405	15.94	170	6.69	240	9.45	240	9.45	43.5	95.90
EV12-150	12	150	484	19.06	170	6.69	240	9.45	240	9.45	52.4	115.52

OPzV Battery

- Voltage: 2V
- Capacity: From 200Ah to 3000Ah
- Designed floating service life: 20 years at 20 ℃/68°F

General Features

- Gelled electrolyte, no flow, no leakage or no gradation of sulfuric acid
- The positive plate is tubular plate, which can effectively prevent the active materials from falling off
- The separator has high volume porosity, low electrical resistance and excellent wettability
- Maintenance-free during the whole service life.
- Low self-discharge rate and long shelf life (1 year at 25°C)
- Proof against deep discharge according to DIN 43539 T5
- Supper deep cycle life and stability at high temperature
- Excellent deep discharge recovery capability

Technical parameters

- Environment temperature: -20℃ ~ 50℃
- Environmental temperature for best utilization: 25℃ +/- 5℃
- Float charging voltage: 2.25V/unit
- Equalization voltage: 2.35V/unit
- Temperature adjustment coefficient: -3mV/℃/unit
- Max charging current: 0.20C10A
- Design service life: 20 years(20℃)
- Self-discharge rate: Less than 40% after 2-year storage at 20℃
- Recover performance after deep discharge: The battery can be recharged to 95% of the rated capacity after 12 hour deep discharge
- The gas recombination efficiency exceeds: More than 99%

Typical Applications

- Telecom
- Electric Utilities
- Security Systems
- UPS systems
- Renewable Energy System
- Control Equipments
- Medical Equipments
- Railroad Utilities

General Technical Specifications

Model	Nominal Voltage (V)	Capacity (Ah)	Dimensions								Weight (+-3%)	
			Length		Width		Height		Total Height			
			mm	in	mm	in	mm	in	mm	in	kg	lb
OPzV200	2	200	103	4.06	206	8.11	356	14.02	389	15.31	20	44.09
OPzV250	2	250	124	4.88	206	8.11	356	14.02	389	15.31	23.5	51.81
OPzV300	2	300	145	5.71	206	8.11	356	14.02	389	15.31	28	61.73
OPzV350	2	350	124	4.88	206	8.11	473	18.62	505	19.88	29.5	65.04
OPzV420	2	420	145	5.71	206	8.11	473	18.62	505	19.88	35	77.16
OPzV490	2	490	166	6.54	206	8.11	473	18.62	505	19.88	41	90.39
OPzV600	2	600	145	5.71	206	8.11	646	25.43	678	26.69	49	108.03
OPzV800	2	800	191	7.52	210	8.27	646	25.43	678	26.69	65	143.30
OPzV1000	2	1000	233	9.17	210	8.27	646	25.43	678	26.69	80	176.37
OPzV1200	2	1200	275	10.83	210	8.27	646	25.43	678	26.69	93	205.03
OPzV1500	2	1500	275	10.83	210	8.27	795	31.30	827	32.56	117	257.94
OPzV2000	2	2000	399	15.71	212	8.35	770	30.31	802	31.57	155	341.72
OPzV2500	2	2500	487	19.17	212	8.35	770	30.31	802	31.57	192	423.29
OPzV3000	2	3000	576	22.68	212	8.35	770	30.31	802	31.57	228	502.65

Flooded Battery

OPzS Battery

- Voltage: 2V
- Capacity: 200AH to 3000AH
- Designed floating service life: 20 years at 20 °C/68 °F
- Designed cycle life more than 1200 cycles at 80% DOD at 20 °C/68 °F.

General Features

- Tubular positive plate with prolonged cycle life
- High operational reliability
- Lead calcium die cast grid with improved corrosion resistance capability
- Dry charged package and delivery ensure longer shelf life
- Explosive-proof with special designed vented plug

Typical Applications

- Telecom
- Electric Utilities
- Control Equipments
- Security Systems
- Medical Equipments
- UPS systems
- Railroad Utilities
- Photovoltaic Systems
- Renewable Energy Systems

General Technical Specifications

Model	Nominal Voltage (V)	Capacity (Ah)	Dimensions								Weight			
			Length		Width		Height		Total Height		without acid		with acid	
			mm	in	mm	in	mm	in	mm	in	kg	lb	kg	lb
OPzS200	2	200	103	4.06	206	8.11	355	13.98	410	16.14	12.8	28.22	17.5	38.58
OPzS250	2	250	124	4.88	206	8.11	355	13.98	410	16.14	15.1	33.29	20.5	45.19
OPzS300	2	300	145	5.71	206	8.11	355	13.98	410	16.14	17.5	38.58	24	52.91
OPzS350	2	350	124	4.88	206	8.11	471	18.54	526	20.71	19.8	43.65	27	59.52
OPzS420	2	420	145	5.71	206	8.11	471	18.54	526	20.71	23	50.71	32	70.55
OPzS490	2	490	166	6.54	206	8.11	471	18.54	526	20.71	26.2	57.76	38	83.78
OPzS600	2	600	145	5.71	206	8.11	646	25.43	701	27.60	35.3	77.82	47	103.62
OPzS800	2	800	191	7.52	210	8.27	646	25.43	701	27.60	48.2	106.26	64	141.10
OPzS1000	2	1000	233	9.17	210	8.27	646	25.43	701	27.60	58	127.87	78	171.96
OPzS1200	2	1200	275	10.83	210	8.27	646	25.43	701	27.60	67.8	149.47	92	202.83
OPzS1500	2	1500	275	10.83	210	8.27	773	30.43	828	32.60	81.7	180.12	112	246.92
OPzS2000	2	2000	399	15.71	210	8.27	773	30.43	828	32.60	119.5	263.45	150	330.69
OPzS2500	2	2500	487	19.17	212	8.35	771	30.35	826	32.52	152	335.10	204	449.74
OPzS3000	2	3000	576	22.68	212	8.35	772	30.39	806	31.73	170	374.79	230	507.06

Conventional Dry Charged Motorcycle Battery

- Provide high cranking power.
- Resist vibration damage packs in extra plates.
- Resist corrosion for longer battery life.
- Resist damage from gas, oil, impact.
- Protects against seepage and corrosion.
- Tough durable polypropylene containers which are lighter weight and resistance to impact and stress damage.
- High cranking current–for rigors of cold weather starting.
- Extra power for greater energy reserves.

General Technical Specifications

Model No	Voltage (V)	Capacity (Ah)	Dimensions				APPROX. WEIGHT W/O.ACID	APPROX. ACID PER BATTERY	Charge Current	CCA/-18℃
			Length	Width	Height	Total Height	kg	l	A	
6N2-2A	6	2	70	46	95	95	0.42	0.14	0.2	20
6N2A-2C-3	6	2	70	46	103	103	0.42	0.15	0.2	20
6N4A-4D	6	4	60	56	130	130	0.69	0.18	0.4	35
6N4-2A	6	4	70	70	95	95	0.5	0.19	0.4	25
6N4C-1B	6	4	70	70	103	103	0.6	0.16	0.4	24
6N4B-2A	6	4	100	47	96	96	0.53	0.19	0.4	24
6N4.5-1D	6	4.5	124	50	87	105	0.78	0.27	0.45	36
6N5.5-1D	6	5.5	88	68	97	97	0.79	0.27	0.55	40
6N6-1B	6	6	99	57	110	110	0.8	0.27	0.6	48
6N6-3B	6	6	99	57	110	110	0.83	0.27	0.6	48
6DB8-3B	6	8	120	71	95	95	1.12	0.32	0.8	64
B49-6	6	10	91	83	160	160	1.4	0.54	1	80
6N11A-3A	6	11	120	60	128	128	1.47	0.42	1.1	88
6N11A-1B	6	11	122	62	132	132	1.28	0.42	1.1	88
6N11-2D	6	11	151	71	100	100	1.31	0.45	1.1	88
6N12A-2C	6	12	155	56	114	114	1.43	0.42	1.2	96
6N18-3B	6	13	122	86	142	142	1.7	0.6	1.3	104
12N5-3B	12	5	120	61	130	130	1.42	0.41	0.5	40
12N5.5A-3B	12	5.5	104	91	115	115	1.55	0.48	0.55	44
12N6-3A	12	6	136	71	94	94	1.45	0.34	0.6	60
12N6-3B	12	6	141	73	94	94	1.45	0.34	0.6	60
12N6.5-3B	12	6.5	140	72	106	106	1.77	0.41	0.65	65
12N7CZ-3D	12	8	130	90	116	116	2.35	0.5	0.8	80
12N7D-3B	12	7	137	76	143	149	1.82	0.66	0.7	75
12N7A-3A	12	7	146	60	132	132	1.9	0.5	0.7	74
12N7C-3D	12	8	130	90	116	116	2.35	0.5	0.8	80
12N7-3A	12	8	137	75	134	134	2.04	0.64	0.8	90
12N9-3A	12	9	137	75	139	139	2.12	0.66	0.9	90
12N10-3A	12	10	134	90	145	145	2.4	0.78	1	95
12N11-3A	12	11	134	90	155	155	2.28	0.75	1.1	103
12N12A-4A-1	12	12	134	80	160	160	2.38	0.81	1.2	113

General Technical Specifications

Model No	Voltage (V)	Capacity (Ah)	Dimensions				APPROX. WEIGHT W/O.ACID	APPROX. ACID PER BATTERY	Charge Current	CCA/-18℃
			Length	Width	Height	Total Height	kg	l	A	
12N12-3B	12	12	200	75	135	135	2.77	0.96	1.2	113
12N14-3A	12	14	134	89	164	164	3.68	0.9	1.4	128
12C16A-3B	12	19	185	82	170	170	4.64	1.08	1.9	150
12N18-3	12	18	206	92	160	160	4.02	1.47	1.8	164
12N16-3A	12	19	175	100	155	155	4.74	1.23	1.9	230
51814	12	19	185	82	170	170	4.64	1.08	1.9	150
N20	12	20	262	96	155	172	4.2	2.04	2	200
12N24-3	12	24	184	124	158	174	4.92	1.77	2.4	218

Dry Charged Maintenance-free(With Acid Bottle)Motorcycle Battery

- Never need to check electrolyte or add water ever again.
- Can be used immediately after filling electrolyte.
- High cranking current–for rigors of cold weather starting.
- Longer and need less charging in standby on storage mode.
- Dramatically reduce battery–killing plates sulfation.
- Virtually no possibility of leaks pumping up starting power.
- Non–spillable (No acid leakage).
- Can be used immediately no filling acid.

General Technical Specifications

Equivalent to Yuasa model	Voltage (V)	Capacity (Ah)	Dimensions			APPROX. WEIGHT W/O.ACID	APPROX. ACID PER BATTERY	Charge Current	CCA/-18℃
			Length	Width	Height	kg	L	A	
YT4B-BS	12	2.3	113	39	85	0.78	0.12	0.23	30
YB2.5L-C	12	2.5	80	71	103	0.79	0.19	0.25	25
YB3L-B	12	3	98	56	110	0.98	0.19	0.3	32
YTX4L-BS	12	3	114	70	85	1.11	0.19	0.3	40
YTZ5S-BS	12	4	114	70	85	1.25	0.19	0.4	45
YB4L-B	12	4	120	70	92	1.42	0.23	0.4	50
YTX5L-BS	12	4	114	70	105	1.54	0.25	0.4	55
YB5L-B	12	5	120	61	128	1.44	0.33	0.5	50
YTZ7S	12	5.5	114	70	105	1.55	0.29	0.55	60
YT7B-BS	12	5.5	150	65	92	1.69	0.33	0.55	70
YTX7L-BS	12	6	114	70	130	2.02	0.36	0.6	75

General Technical Specifications

Equivalent to Yuasa model	Voltage (V)	Capacity (Ah)	Dimensions			APPROX. WEIGHT W/O.ACID	APPROX. ACID PER BATTERY	Charge Current	CCA/-18℃
			Length	Width	Height	kg	l	A	
YTX7A-BS	12	6	150	87	93	1.97	0.37	0.6	85
YTX5.5L-BS	12	6.5	139	66	102	1.87	0.31	0.65	60
YB7B-B	12	7	147	59	130	1.93	0.43	0.7	70
YT9B-BS	12	7.5	150	69	102	2.08	0.42	0.75	80
YTR9-BS	12	8	150	87	106	2.42	0.43	0.8	120
YTX9-BS	12	8	150	87	105	2.42	0.44	0.8	90
YTX9L-BS	12	8	150	87	105	2.42	0.44	0.8	90
YTZ10S	12	8.5	150	87	95	2.59	0.44	0.85	130
YB9-B	12	9	135	76	137	2.25	0.5	0.9	90
YT12B-BS	12	10	150	69	130	2.63	0.54	1	110
YT12A-BS	12	10	150	87	106	2.67	0.49	1	120
YTX12-BS	12	10	150	87	130	3.14	0.57	1	160
YTX12L-BS	12	10	150	87	130	3.14	0.57	1	160
YTZ12S	12	11	150	87	110	3.13	0.53	1.1	140
YTZ14S	12	11.2	150	87	110	3.13	0.53	1.12	140
YT14B-BS	12	11.5	150	69	145	3	0.6	1.15	135
YTX14-BS	12	12	150	87	146	3.58	0.69	1.2	180
YTX14L-BS	12	12	150	87	146	3.58	0.69	1.2	180
YTX14AH-BS	12	13	134	89	166	3.59	0.64	1.3	160
YTX14AHL-BS	12	13	134	89	166	3.59	0.64	1.3	160
YTX15-BS	12	13	175	87	130	4.23	0.7	1.3	180
YTX15L-BS	12	13	175	87	130	4.23	0.7	1.3	180
YTX16-BS	12	14	150	87	159	3.95	0.77	1.4	200
YTX16-BS-1	12	14	150	87	159	3.95	0.77	1.4	200
YTX16L-BS	12	14	150	87	159	3.95	0.77	1.4	200
YTX16L-BS-1	12	14	150	87	159	3.95	0.77	1.4	200
YTX20CH-BS	12	18	150	87	161	4.37	0.87	1.8	220
YTX20-BS	12	18	175	87	155	4.73	0.91	1.8	210
YTX20H-BS	12	18	175	87	155	4.6	0.89	1.8	250
YTX20HL-BS	12	18	175	87	155	4.6	0.89	1.8	250
YTX20L-BS	12	18	175	87	155	4.73	0.91	1.8	210
YB16-B	12	19	175	100	155	5.27	0.96	1.9	190
YB16L-B	12	19	175	100	155	5.27	0.96	1.9	190
Y50-N18L-A	12	20	205	87	162	5.76	1.12	2	240
YTX18-BS	12	20	205	87	162	5.61	1.12	2	240
YTX18L-BS	12	20	205	87	162	5.61	1.12	2	240
YB16CL-B	12	21	175	100	175	6.11	1.14	2.1	210
YTX24HL-BS	12	24	205	87	162	6.31	1.14	2.4	300
YIT30	12	28	168	127	177	7.14	1.38	2.8	280
YIX30L	12	28	168	127	177	7.14	1.38	2.8	280
YB30CL-B	12	30	168	132	192	7.97	1.62	3	300
53030	12	30	186	130	170	7.25	1.65	3	300

Sealed Maintenance-free (No Acid Bottle) Gel Motorcycle Battery

- Non-spillable (no acid leakage).
- Can be used immediately and not need activation procession.
- No need to check electrolyte level or add water ever again.
- High cranking current for rigors of cold weather starting.
- Resist vibration damage packs in extra plates.
- Resist corrosion for longer battery life.
- Resist damage from gas, oil, impact.

General Technical Specifications

Model	Voltage (V)	Capacity 10(Ah)	Dimensions				Weight (kg)	Charge Current (A)	CCA/-18℃
			Length	Width	Height	Total Height			
6N4-2A	6	4	71	71	94	94	0.82	0.4	25
6N6-3B	6	6	98	56	111	111	1.18	0.6	50
3-MA-12	6	14	105	77	140	140	2.31	1.4	90
YT4B-BS/YT4B-5	12	2.3	113	39	86	86	0.95	0.23	30
YB2.5L-BS	12	2.5	81	71	105	105	1.11	0.25	25
BS1225	12	2.5	112	88	69	69	1.18	0.25	25
YTR4A-BS	12	2.5	113	48	85	85	1.08	0.25	35
YB3L-A	12	3	98	56	109	109	1.28	0.3	30
FBT19	12	3	112	57	81	81	1.3	0.3	30
YTX4L-BS	12	3	114	69	86	86	1.41	0.3	40
BS1225L	12	3	223	44	69	69	1.19	0.3	25
YTX5L-BS	12	4	114	69	109	109	1.84	0.4	55
YB4L-B	12	4	120	71	91	91	1.64	0.4	45
YB5L-B	12	5	120	61	132	132	2.01	0.5	60
YTX7L-BS	12	6	114	69	134	134	2.58	0.6	75
YTX7A-BS	12	6	151	87	95	95	2.55	0.6	85
YTX6.5L-BS	12	6.5	139	66	101	101	2.29	0.65	70
YB7B-B	12	7	149	60	130	130	2.56	0.7	80
YTX9-BS	12	8	151	87	107	107	3.14	0.8	90
YB7-A	12	9	135	75	135	135	3.65	0.9	100
YB9L-B	12	9	136	76	139	139	3.33	0.9	95
YB9-B	12	9	136	76	139	139	3.33	0.9	95
YT12A-BS	12	10	150	87	106	106	3.36	1	120
YTX12L-BS	12	10	151	87	131	131	3.98	1	100
YB12AL-A	12	12	134	80	161	161	4.35	1.2	120
YB12AL-A2	12	12	134	80	161	161	4.35	1.2	120
YTX14-BS	12	12	151	87	146	146	4.58	1.2	120
YTX14L-BS	12	12	151	87	146	146	4.58	1.2	120
YB14-A2	12	13	135	89	160	160	4.43	1.3	160
YB14A-A1	12	13	135	89	170	170	4.44	1.3	160
YB14A-A2	12	13	135	89	170	170	4.44	1.3	160
YB14AL-A2	12	13	135	89	170	170	4.44	1.3	160
YTX16-BS	12	14	151	87	161	161	5.11	1.4	140
YTX16L-BS	12	14	151	87	161	161	5.11	1.4	140
YTX15-BS	12	14	175	87	130	130	5.11	1.4	180
SLA12-18	12	16	181	77	167	167	5.4	1.6	140

General Technical Specifications

Model	Voltage (V)	Capacity 10(Ah)	Dimensions				Weight (kg)	Charge Current (A)	CCA/-18℃
			Length	Width	Height	Total Height			
YB16AL-A2	12	16	205	70	162	162	6.09	1.6	160
51913	12	17	183	79	171	171	5.97	1.7	170
YTX20-BS	12	18	175	87	155	155	6.05	1.8	200
YTX20H-BS	12	18	175	87	155	155	5.8	1.8	250
YTX20HL-BS	12	18	175	87	155	155	5.8	1.8	250
YTX20L-BS	12	18	175	87	155	155	6.05	1.8	200
SLA12-18	12	18	181	77	167	167	5.9	1.8	160
YB16-B	12	19	175	100	155	155	6.54	1.9	190
YB16L-B	12	19	175	100	155	155	6.54	1.9	190
SLA12-22L	12	20	196	130	157	180	7.15	2	180
SLA12-22R	12	20	196	130	157	180	7.15	2	180
YTX18-BS	12	20	205	87	162	162	7.11	2	230
YTX18L-BS	12	20	205	87	162	162	7.11	2	230
Y50-N18A-A	12	20	205	87	162	162	7.18	2	240
Y50-N18L-A	12	20	205	87	162	162	7.11	2	230
YB16CL-B	12	21	175	100	175	175	7.69	2.1	210
SLA12-22L	12	22	196	130	157	180	8.33	2.2	200
SLA12-22R	12	22	196	130	157	180	8.33	2.2	200
YTX24HL-BS	12	24	205	87	162	162	7.89	2.4	300
YIX30-BS	12	28	168	127	177	177	8.42	2.8	280
YIX30L	12	28	168	127	177	177	8.42	2.8	280
53030	12	28	178	123	166	166	8.52	2.8	280
YB30CL-B	12	30	168	132	192	192	10.63	3	280
SLA12-32R	12	32	196	130	157	180	9.82	3.2	320

Bettery Terminal Options

Note:the gigures below just show the appearance and dimension unit:mm[inch]

T1 Terminal
FASTON TYPE (Copper) quick disconnect tabs; silver coating for better conductivity

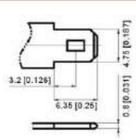

T2 Terminal
FASTON TYPE (Copper) quick disconnect tabs; silver coating for better conductivity

T3 Terminal
Brass Coated With Tin
Torque: 3.9~5.4N*m (34.39~47.75 in*lbs)

T4 Terminal
Brass Coated With Tin

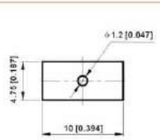

T5 Terminal
Lead
Torque: 3.9~5.4 N*m (34.39~47.75 in*lbs)

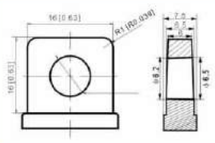

T6 Terminal
Brass Coated With Tin; Threaded Insert 6mm STUD
Torque: 3.9~5.4 N*m (34.39~47.75 in*lbs)

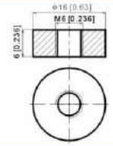


T7 Terminal
Brass Coated With Tin; Threaded Insert 6mm STUD
Torque: 3.9~5.4 N*m (34.39~47.75 in*lbs)

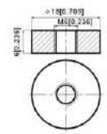


T9 Terminal
Lead
Torque: 11~14.7 N*m (97.28~130.0 in*lbs)

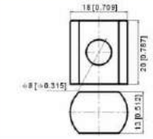

T10 Terminal
Lead
Torque: 3.9~5.4 N*m (34.39~47.75 in*lbs)

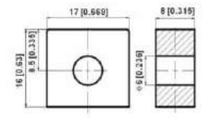

T11 Terminal
Brass Coated With Tin; Threaded Insert 8mm STUD
Torque: 11~14.7 N*m (97.28~130.0 in*lbs)

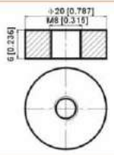

T12 Terminal
Brass Coated With Tin; Threaded Insert 5mm STUD
Torque: 2.0~3.0 N*m (17.69~26.53 in*lbs)

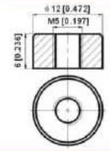

T13 Terminal
Brass Coated With Tin; Threaded Insert 6mm STUD
Torque: 3.9~5.4 N*m (34.39~47.75 in*lbs)

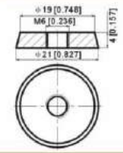

T14-1 Positive
Lead
Torque: 11~14.7 N*m (97.28~130.0 in*lbs)

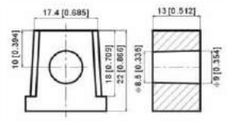

T14-2 Negative
Lead
Torque: 11~14.7 N*m (97.28~130.0 in*lbs)

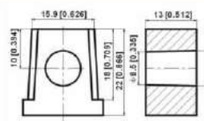

Spring Terminal
Spring Steel
Fully Collapsible

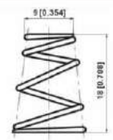
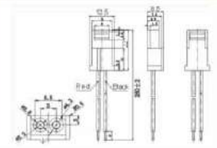
Connector
Toy Battery Connector
H-Connector